

ON SELF-SERVICE ATMS

Cash Deposits (instant account crediting)

1



Insert your **Business Deposit Card**

2



Select **Cash** option

3



Type the **deposit amount**
(e.g. Rs 4,000)

4



Insert your **notes**
in the slot

5



Confirm your deposit
amount by selecting '**Confirm**'.
Otherwise, select '**Refund**'

6



Select **Yes**
if you would like
a **receipt**

Cheque Deposits

1



Insert your **Business Deposit Card**

2



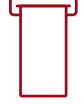
Select **Cheque** option

3



Type the **deposit amount**
(e.g. Rs 4,000)

4



Insert your **cheque(s)**
as instructed by the ATM
(Maximum of **25 cheques** with
printed side face up)

5



Confirm the number
of cheque(s) by selecting '**Confirm**'.
In case of error, select '**Refund**'

6



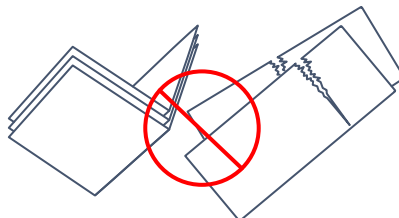
Select **Yes**
if you would like
a **receipt**



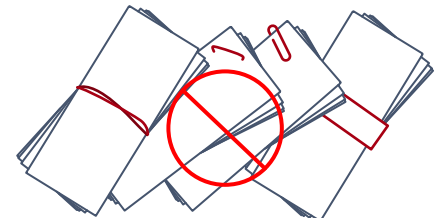
Do not insert the following:



Coins and Rs 25 bank notes.



Damaged, torn and
folded bank notes.



Bank notes with staples,
paper clips, elastic bands
and currency straps.

Note: The deposited amount will be credited to the account that is linked to the Business Deposit Card used.